




OTTAWA, ON | INDUSTRIAL SPACE | FOR LEASE

| ADDRESS | UNIT | APPROX. AREA | MINIMUM RENT | ADDITIONAL RENT | AVAILABILITY | COMMENTS |
|-------------------------------------------------------------------------------------------------------------------|------|--------------|---------------|-----------------|--------------|--------------------------------------------------------------------------------------------------------|
|  <div>2600 Sheffield Road</div> | -- | 6,400 SF | \$15/SF | \$7.84 | APRIL 2026 | Expansive storage, one overhead garage door on the back of the unit, approximately 16ft. high ceilings |
|  <div>1546 Chatelain Ave.</div> | -- | 2,841 SF | \$5,500/MONTH | -- | JUNE 2025 | Split-level industrial space offers expansive storage, and overhead garage door. |

MARITIMES | INDUSTRIAL SPACE | FOR LEASE

| | | | | | | |
|----------------------------------------------------------------------------------------------------------|----|-----------|------------|------------|------------|---------------------------------------------------------------------------------------------------------------------------------------------------------------------------------------------------------|
|  <div>Maritimes</div> | -- | 50,000 SF | CONTACT US | CONTACT US | CONTACT US | The building sits on approximately 4 acres of paved and landscaped land and benefits from a rail siding. 20-foot-high ceilings, a loading dock with two overhead doors, and a grade-level loading dock. |
|----------------------------------------------------------------------------------------------------------|----|-----------|------------|------------|------------|---------------------------------------------------------------------------------------------------------------------------------------------------------------------------------------------------------|